

# HDPQ-DN Power Quality Packages



Published by Dranetz  
191 Talmadge Road  
Edison, NJ 08817 USA  
Telephone: 1-800-372-6832 or 732-287-3680  
Fax: 732-248-1834  
Web site: [www.dranetz.com](http://www.dranetz.com)  
Copyright ©2017 Dranetz  
All rights reserved.

No part of this book may be reproduced, stored in a retrieval system, or transcribed in any form or by any means—electronic, mechanical, photocopying, recording, or otherwise—without prior written permission from the publisher, Dranetz, Edison, NJ 08817.  
Printed in the United States of America.



# Table of Contents

<b>HDPQ-DN Overview</b>	3
HDPQ-DN-MVS Specifications	4
<b>HDPQ-DN-MZP Packages</b>	
HDPQ-DN-MZP Specifications	5
HDPQ-DN-MZP-5A	6
<b>HDPQ-DN-MVB Packages</b>	
HDPQ-DN-MVB Specifications	7
HDPQ-DN-MVB-10PKG	8
HDPQ-DN-MVB-500PKG	9
HDPQ-DN-MVB-550PKG	10
HDPQ-DN-MVB-FLEX3KPKG	11
HDPQ-DN-MVB-FLEX6KPKG	12
HDPQ-DN-MVB-MFLEX3PKG	13
<b>HDPQ-DN-MVSTR Packages</b>	
HDPQ-DN-MVSTR Specifications	14
HDPQ-DN-MVSTR-10PKG	15
HDPQ-DN-MVSTR-500PKG	16
HDPQ-DN-MVSTR-550PKG	17
HDPQ-DN-MVSTR-FLEX3KPKG	18
HDPQ-DN-MVSTR-FLEX6KPKG	19
HDPQ-DN-MVSTR-MFLEX3PKG	20
<b>HDPQ-DN Mounting Options</b>	21
<b>HDPQ-DN Enclosure Options</b>	22
<b>Dranetz Voltage and Current Pods</b>	23
<b>HDPQ-DN Pod Accessory Cables</b>	24
<b>HDPQ-DN Communication Options</b>	25
<b>HDPQ-DN Probe Packages</b>	26
<b>HDPQ-DN Battery and Optional Power Cords</b>	27
<b>HDPQ-DN Measurement Accessories</b>	28
<b>Dranetz Library</b>	29
<b>PQView DE® Software</b>	30



## ENHANCED Powerful PQ Monitoring Technology – Do More With A Dranetz!

The Dranetz HDPQ-DN offers enhanced monitoring technology and meets the current internationally recognized PQ monitoring standards, including IEC 61000-4-30 Edition 3 Class A, IEEE 519:2014 and more. The advanced PQ monitoring capabilities from Dranetz enable you to detect PQ problems that other instruments may miss, such as negative transients, notching, intermittent switching & harmonics, and other problems that can only be captured using our proprietary waveform difference triggers. Applications include utility substation, capacitor bank evaluations, UPS/mission critical environments, medical imagery and more. Like all Dranetz HDPQ instruments, the HDPQ-DN offers a base sampling rate of 512 samples per cycle which offers the best base transient capture capability in the industry.

- 4 models available to meet any circuit connection need
- IEC 61000-4-30 Class A Edition 3 compliant – **Certificate of Conformity** from an independent laboratory
- DNP3 and Modbus communications
- For new monitoring systems
- Add to existing 61000 system
- Direct replacement for the 61000 (61STD) – Reuse all mounting hardware, pods, etc.
- Compatible with **PQView DE**

## Specifications:

### VOLTAGE

- Channels: (4), differential inputs, AC/DC
- Sampling: 512 samples/cycle, 16 bit A/D, synchronous sampling
- Range: 1-600 Vac/dc
- Full Scale Accuracy: 0-600V, +/-0.1% of reading, <40V +/-0.5%FS
- Frequency: 50Hz, 60Hz
- Power quality to IEC 61000-4-30 Class A Edition 3
- Harmonics: Per IEC 61000-4-7, individual harmonics to the 127th
- Input impedance: 10MΩ to ground

### CURRENT

- Channels: (4), differential inputs, AC/DC
- Sampling 512 samples/cycle, 16 bit A/D
- Range: Model & CT dependent. 1.5Vrms FS, 5A or 1A
- Accuracy: 0.1% reading. Does not include CT
- Power quality to IEC 61000-4-30 Class A Edition 3
- Harmonics: Per IEC 61000-4-7, individual harmonics to the 63rd

### DIGITAL INPUT (optional)

- Range: 0 – 200VDC
- 1KHz sampling, Edge or level triggered,
- Logic programmed by user (active high or active low)
- Time stamped to the millisecond
- Screw terminals

### SAFETY AND COMPLIANCE

- UL, CE, ISO9001

### MODELS AVAILABLE

- HDPQ-DN-MVS: Screw terminals for voltage and current
- HDPQ-DN-MZP: Pod connections for use with Dranetz voltage and current pods
- HDPQ-DN-MVB: Safety connectors for voltage, Dranetz TR connectors for Flex and clamp-on CT's
- HDPQ-DN-MVSTR: Screw terminals for voltage, Dranetz TR connectors for Flex and clamp-on CT's

### MEMORY

- 4GB internal flash

### MONITORING COMPLIANCE

- IEC 61000-4-30 Class A Edition 3, IEC 61000-4-7, IEC 61000-4-15
- EN 50160, NVE, IEEE 1453, IEEE 519:2014

### COMMUNICATIONS

- Standard: RJ45 TCP/IP Ethernet, USB
- Optional: 3G/4G cellular
- Protocols: XML, Modbus TCP, DNP3
- Time synchronization: NTP, optional internal GPS or IRIG-B

### INSTRUMENT POWER

- 90 to 250V AC 50/60Hz
- 100 to 300V DC
- 15 minute internal UPS (user replaceable battery)



## HDPQ-DN-MVS (Screw Terminal Measurement Connectors)

### HDPQ-DN-MVS Specifications

#### Voltage

Channels: (4) differential inputs, AC/DC  
 Sampling: 512 samples/cycle, 16bit A/D, synchronous sampling  
 Range: 1-600 Vac/Vdc  
 Full Scale Accuracy: 0-600V +/- 0.1% reading, <40V +/- 0.5% full scale  
 Frequency: 50Hz, 60Hz  
 Harmonics: Per IEC 61000-4-7, individual harmonics to the 127th  
 Input impedance: 10MΩ to ground  
 Screw terminals for voltage

#### Current

Channels: (4) differential inputs, AC/DC  
 Sampling 512 samples/cycle, 16 bit A/D  
 Range: CT dependent. 1.5Vrms FS, 5A or 1A  
 Accuracy: 0.1% reading. Does not include CT.  
 Harmonics: Per IEC 61000-4-7, individual harmonics to the 63rd  
 Screw terminals for current

#### Digital Input (optional)

Range: 0 – 200VDC  
 1KHz sampling, Edge or level triggered  
 Logic programmed by user (active high or active low)  
 Timed stamped to the millisecond  
 Screw terminals

#### Memory

4GB internal flash

#### Monitoring Compliance

IEC61000-4-30 Class A Edition 3 – Certified by an independent laboratory  
 IEC61000-4-7, IEC61000-4-15  
 EN50160, NVE, IEEE 1159, IEEE 1453, IEEE 519:2014

#### Communications

Standard: RJ45 TCP/IP Ethernet, USB  
 Optional: 3G/4G cellular  
 Protocols: XML, Modbus TCP, DNP3  
 Time synchronization: NTP, optional internal GPS or IRIG-B

#### Instrument Power

90 to 250V AC 50-60Hz  
 100 to 300V DC  
 15 minute internal UPS (user replaceable battery)

#### Environmental

Operating temperature: 0 to 55°C  
 Humidity: 5 to 95%, non-condensing, indoor use only

#### Safety and Compliance

UL, CE, ISO9001



Front view



Back view

## HDPQ-DN-MZP (Pod connections for use with Dranetz voltage and current pods)

### HDPQ-DN-MZP Specifications

#### Voltage

Channels: (4) differential inputs, AC/DC  
Sampling: 512 samples/cycle, 16bit A/D, synchronous sampling  
Range: 1-600 Vac/Vdc  
Full Scale Accuracy: 0-600V +/- 0.1% reading, <40V +/- 0.5% full scale  
Frequency: 50Hz, 60Hz  
Harmonics: Per IEC 61000-4-7, individual harmonics to the 127th  
Input impedance: 10MΩ to ground  
Pod connections for use with Dranetz voltage pods (sold separately)

#### Current

Channels: (4) differential inputs, AC/DC  
Sampling 512 samples/cycle, 16 bit A/D  
Range: Pod & CT dependent. 1.5Vrms FS, 5A or 1A  
Accuracy: 0.1% reading. Does not include CT.  
Harmonics: Per IEC 61000-4-7, individual harmonics to the 63rd  
Pod connections for use with Dranetz current pods (sold separately)

#### Digital Input (optional)

Range: 0 – 200VDC  
1KHz sampling, Edge or level triggered  
Logic programmed by user (active high or active low)  
Timed stamped to the millisecond  
Screw terminals

#### Memory

4GB internal flash

#### Monitoring Compliance

IEC61000-4-30 Class A Edition 3 – Certified by an independent laboratory  
IEC61000-4-7, IEC61000-4-15  
EN50160, NVE, IEEE 1159, IEEE 1453, IEEE 519:2014

#### Communications

Standard: RJ45 TCP/IP Ethernet, USB  
Optional: 3G/4G cellular  
Protocols: XML, Modbus TCP, DNP3  
Time synchronization: NTP, optional internal GPS or IRIG-B

#### Instrument Power

90 to 250V AC 50-60Hz  
100 to 300V DC  
15 minute internal UPS (user replaceable battery)

#### Environmental

Operating temperature: 0 to 55°C  
Humidity: 5 to 95%, non-condensing, indoor use only

#### Safety and Compliance

UL, CE, ISO9001




Front view



Back view

# HDPQ-DN-MZP Power Quality Package

## HDPQ-DN-MZP-5A



### HDPQ-DN-MZP

Pod connections for use with Dranetz voltage and current pods



#### 1 – 5536 Voltage Pod

- 4 differential inputs
- Accepts four 5-600 Vrms (AC/DC), 1000 Vpk
- Phase A, B, C voltage, plus neutral to ground
- Neutral to ground voltage range: 0.5 – 20 Vrms (AC/DC)
- Accuracy  $\pm 0.1\%$  of reading  $\pm 0.05\%$  full scale



#### 1 – 5537 Current Pod

- 4 differential inputs
- Accepts four 0.01-5 Arms, 25A pk
- Allows connection up to #12 AWG wire
- Accuracy  $\pm 0.1\%$  of reading  $\pm 0.05\%$  full scale



## HDPQ-DN-MVB (Safety connectors for voltage, Dranetz TR connectors for Flex and clamp-on CT's)

### HDPQ-DN-MVB Specifications

#### Voltage

Channels: (4) differential inputs, AC/DC  
Sampling: 512 samples/cycle, 16bit A/D, synchronous sampling  
Range: 1-600 Vac/Vdc  
Full Scale Accuracy: 0-600V +/- 0.1% reading, <40V +/- 0.5% full scale  
Frequency: 50Hz, 60Hz  
Harmonics: Per IEC 61000-4-7, individual harmonics to the 127th  
Input impedance: 10MΩ to ground  
Safety connectors for voltage (Includes Voltage Cable Set)

#### Current

Channels: (4) differential inputs, AC/DC  
Sampling 512 samples/cycle, 16 bit A/D  
Range: CT dependent. 1.5Vrms FS, 5A or 1A  
Accuracy: 0.1% reading. Does not include CT.  
Harmonics: Per IEC 61000-4-7, individual harmonics to the 63rd  
Dranetz TR connectors for Flex and clamp-on CT's (sold separately)

#### Digital Input (optional)

Range: 0 – 200VDC  
1KHz sampling, Edge or level triggered  
Logic programmed by user (active high or active low)  
Timed stamped to the millisecond  
Screw terminals

#### Memory

4GB internal flash

#### Monitoring Compliance

IEC61000-4-30 Class A Edition 3 – Certified by an independent laboratory  
IEC61000-4-7, IEC61000-4-15  
EN50160, NVE, IEEE 1159, IEEE 1453, IEEE 519:2014

#### Communications

Standard: RJ45 TCP/IP Ethernet, USB  
Optional: 3G/4G cellular  
Protocols: XML, Modbus TCP, DNP3  
Time synchronization: NTP, optional internal GPS or IRIG-B

#### Instrument Power

90 to 250V AC 50-60Hz  
100 to 300V DC  
15 minute internal UPS (user replaceable battery)

#### Environmental

Operating temperature: 0 to 55°C  
Humidity: 5 to 95%, non-condensing, indoor use only

#### Safety and Compliance

UL, CE, ISO9001



Front view



Back view



# HDPQ-DN-MVB Power Quality Package

## HDPQ-DN-MVB-10PKG



### HDPQ-DN-MVB

Safety connectors for voltage, Dranetz TR connectors for Flex and clamp-on CT's



### Voltage Cable Set 118375-G1 (standard accessory)

Includes: 8 - Six ft. (183cm) measurement cables: 4 Black, 4 White; 4 - Black alligator clips; 4 - White alligator clips; 4 - Black 25 cm stackable jumpers. Compatible with portable and permanent systems with 4mm voltage connectors.



### 4 - TR-2510B 1A to 10Arms CT

1.5V output, Dranetz Hypertronics connector, 3 meter cable, 15mm dia. maximum conductor size.

## HDPQ-DN-MVB Power Quality Package

# HDPQ-DN-MVB-500PKG



### HDPQ-DN-MVB

Safety connectors for voltage, Dranetz TR connectors for Flex and clamp-on CT's



### Voltage Cable Set 118375-G1 (standard accessory)

Includes: 8 - Six ft. (183cm) measurement cables: 4 Black, 4 White; 4 - Black alligator clips; 4 - White alligator clips; 4 - Black 25 cm stackable jumpers. Compatible with portable and permanent systems with 4mm voltage connectors.



### 4 - TR-2500B 10A to 500Arms CT

1.5V output, Dranetz Hypertronics connector, 3 meter cable, 50mm dia. maximum conductor size.

# HDPQ-DN-MVB Power Quality Package

## HDPQ-DN-MVB-550PKG



### HDPQ-DN-MVB

Safety connectors for voltage, Dranetz TR connectors for Flex and clamp-on CT's



### Voltage Cable Set 118375-G1 (standard accessory)

Includes: 8 - Six ft. (183cm) measurement cables: 4 Black, 4 White; 4 - Black alligator clips; 4 - White alligator clips; 4 - Black 25 cm stackable jumpers. Compatible with portable and permanent systems with 4mm voltage connectors.



### 4 - TR-2550B 1A to 100Arms CT

1.5V output, Dranetz Hypertronics connector, 3 meter cable, 15mm dia. maximum conductor size.

# HDPQ-DN-MVB Power Quality Package HDPQ-DN-MVB-FLEX3KPKG




## HDPQ-DN-MVB

Safety connectors for voltage, Dranetz TR connectors for Flex and clamp-on CT's



## Voltage Cable Set 118375-G1 (standard accessory)

Includes: 8 - Six ft. (183cm) measurement cables: 4 Black, 4 White; 4 - Black alligator clips; 4 - White alligator clips; 4 - Black 25 cm stackable jumpers. Compatible with portable and permanent systems with 4mm voltage connectors.



## 1- DRANFLEX3003XLB24 Three phase flex probe 30/300/3000Amp

3A to 3000Amp (3 ranges), 1.5V output, Dranetz Hypertronics connector, 8" dia. maximum conductor size, 1000V Max rated.

## 1- DRANFLEX3000XLB24 Single phase flex probe 30/300/3000Amp

3A to 3000Amp (3 ranges), 1.5V output, Dranetz Hypertronics connector, 8" dia. maximum conductor size, 1000V Max rated.

# HDPQ-DN-MVB Power Quality Package

## HDPQ-DN-MVB-FLEX6KPKG



### HDPQ-DN-MVB

Safety connectors for voltage, Dranetz TR connectors for Flex and clamp-on CT's



### Voltage Cable Set 118375-G1 (standard accessory)

Includes: 8 - Six ft. (183cm) measurement cables: 4 Black, 4 White; 4 - Black alligator clips; 4 - White alligator clips; 4 - Black 25 cm stackable jumpers. Compatible with portable and permanent systems with 4mm voltage connectors.



### 1- DRANFLEX6003XLB24 Three phase flex probe 60/600/6000Amp

6A to 6000Amp (3 ranges), 1.5V output, Dranetz Hypertronics connector, 8" dia. maximum conductor size, 1000V Max rated.

### 1- DRANFLEX6000XLB24 Single phase flex probe 60/600/6000Amp

6A to 6000Amp (3 ranges), 1.5V output, Dranetz Hypertronics connector, 8" dia. maximum conductor size, 1000V Max rated.

# HDPQ-DN-MVB Power Quality Package HDPQ-DN-MVB-MFLEX3PKG



## HDPQ-DN-MVB

Safety connectors for voltage, Dranetz TR connectors for Flex and clamp-on CT's



## Voltage Cable Set 118375-G1 (standard accessory)

Includes: 8 - Six ft. (183cm) measurement cables: 4 Black, 4 White; 4 - Black alligator clips; 4 - White alligator clips; 4 - Black 25 cm stackable jumpers. Compatible with portable and permanent systems with 4mm voltage connectors.



## 4 – DRANFLEX300MHB6 Single phase flex probe 3/30/300Amp

3A to 300Amp (3 ranges), 1.5V output, Dranetz Hypertronics connector, 2" dia. maximum conductor size, 1000V Max rated.



## HDPQ-DN-MVSTR (Screw terminals for voltage, Dranetz TR connectors for Flex and clamp-on CT's)

### HDPQ-DN-MVSTR Specifications

#### Voltage

Channels: (4) differential inputs, AC/DC  
 Sampling: 512 samples/cycle, 16bit A/D, synchronous sampling  
 Range: 1-600 Vac/Vdc  
 Full Scale Accuracy: 0-600V +/- 0.1% reading, <40V +/- 0.5% full scale  
 Frequency: 50Hz, 60Hz  
 Harmonics: Per IEC 61000-4-7, individual harmonics to the 127th  
 Input impedance: 10MΩ to ground  
 Screw terminals for voltage

#### Current

Channels: (4) differential inputs, AC/DC  
 Sampling 512 samples/cycle, 16 bit A/D  
 Range: CT dependent. 1.5Vrms FS, 5A or 1A  
 Accuracy: 0.1% reading. Does not include CT.  
 Harmonics: Per IEC 61000-4-7, individual harmonics to the 63rd  
 Dranetz TR connectors for Flex and clamp-on CT's (sold separately)

#### Digital Input (optional)

Range: 0 – 200VDC  
 1KHz sampling, Edge or level triggered  
 Logic programmed by user (active high or active low)  
 Timed stamped to the millisecond  
 Screw terminals

#### Memory

4GB internal flash

#### Monitoring Compliance

IEC61000-4-30 Class A Edition 3 – Certified by an independent laboratory  
 IEC61000-4-7, IEC61000-4-15  
 EN50160, NVE, IEEE 1159, IEEE 1453, IEEE 519:2014

#### Communications

Standard: RJ45 TCP/IP Ethernet, USB  
 Optional: 3G/4G cellular  
 Protocols: XML, Modbus TCP, DNP3  
 Time synchronization: NTP, optional internal GPS or IRIG-B

#### Instrument Power

90 to 250V AC 50-60Hz  
 100 to 300V DC  
 15 minute internal UPS (user replaceable battery)

#### Environmental

Operating temperature: 0 to 55°C  
 Humidity: 5 to 95%, non-condensing, indoor use only

#### Safety and Compliance

UL, CE, ISO9001



Front view




Back view



## HDPQ-DN-MVSTR Power Quality Package

# HDPQ-DN-MVSTR-10PKG



### HDPQ-DN-MVSTR

Screw terminals for voltage, Dranetz TR connectors for Flex and clamp-on CT's



### 4 - TR-2510B 1A to 10Arms CT

1.5V output, Dranetz Hypertronics connector, 3 meter cable, 15mm dia. maximum conductor size.

## **HDPQ-DN-MVSTR Power Quality Package**

# **HDPQ-DN-MVSTR-500PKG**



### **HDPQ-DN-MVSTR**

Screw terminals for voltage, Dranetz TR connectors for Flex and clamp-on CT's



### **4 - TR-2500B 10A to 500Arms CT**

1.5V output, Dranetz Hypertronics connector, 3 meter cable, 50mm dia. maximum conductor size.

## HDPQ-DN-MVSTR Power Quality Package

# HDPQ-DN-MVSTR-550PKG



### HDPQ-DN-MVSTR

Screw terminals for voltage, Dranetz TR connectors for Flex and clamp-on CT's



### 4 - TR-2550B 1A to 100Arms CT

1.5V output, Dranetz Hypertronics connector, 3 meter cable, 15mm dia. maximum conductor size.

# HDPQ-DN-MVSTR Power Quality Package

## HDPQ-DN-MVSTR-FLEX3KPKG



### HDPQ-DN-MVSTR

Screw terminals for voltage, Dranetz TR connectors for Flex and clamp-on CT's



#### 1- DRANFLEX3003XLB24 Three phase flex probe 30/300/3000Amp

3A to 3000Amp (3 ranges), 1.5V output, Dranetz Hypertronics connector, 8" dia. maximum conductor size, 1000V Max rated.



#### 1- DRANFLEX3000XLB24 Single phase flex probe 30/300/3000Amp

3A to 3000Amp (3 ranges), 1.5V output, Dranetz Hypertronics connector, 8" dia. maximum conductor size, 1000V Max rated.

# HDPQ-DN-MVSTR Power Quality Package **HDPQ-DN-MVSTR-FLEX6KPKG**



## HDPQ-DN-MVSTR

Screw terminals for voltage, Dranetz TR connectors for Flex and clamp-on CT's



### 1- DRANFLEX6003XLB24 Three phase flex probe 60/600/6000Amp

6A to 6000Amp (3 ranges), 1.5V output, Dranetz Hypertronics connector, 8" dia. maximum conductor size, 1000V Max rated.



### 1- DRANFLEX6000XLB24 Single phase flex probe 60/600/6000Amp

6A to 6000Amp (3 ranges), 1.5V output, Dranetz Hypertronics connector, 8" dia. maximum conductor size, 1000V Max rated.

# HDPQ-DN-MVSTR Power Quality Package HDPQ-DN-MVSTR-MFLEX3PKG



## HDPQ-DN-MVSTR

Screw terminals for voltage, Dranetz TR connectors for Flex and clamp-on CT's

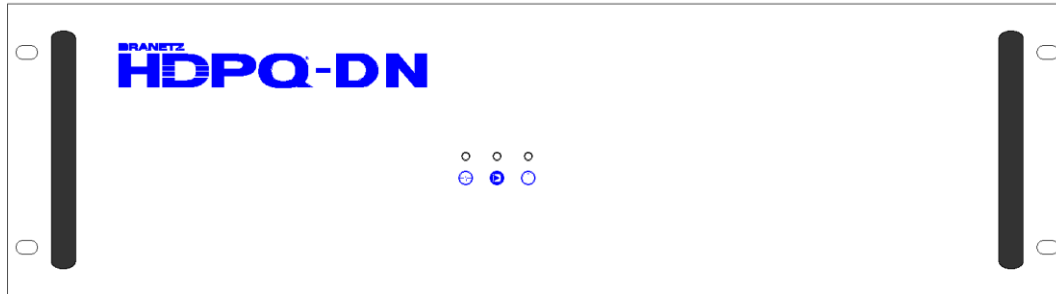


## 4 – DRANFLEX300MHB6 Single phase flex probe 3/30/300Amp

3A to 300Amp (3 ranges), 1.5V output, Dranetz Hypertronics connector, 2" dia. maximum conductor size, 1000V Max rated.

## HDPQ-DN Mounting Options

### HDPQ-DN-RMTS



HDPQ-DN 19" Rack mount

### 61BRKTS




61STD Wall mounting Brackets (pair)



# HDPQ-DN Enclosure Options

## HDPQ-DN-QENCL



Metal weather resistant enclosure.


Fits one HDPQ-DN mainframe and up to 2 Voltage or Current Pods.

**Dimensions:**

20"L x 20"W x 8"D

(50.8cm x 50.8cm x 20cm)

## HDPQ-DN-WENCL




Weather resistant enclosure.

**Dimensions:**

16.75"L x 12"W x 8"D

(42.5cm x 30.5cm x 20cm)

## AMPOLEMNT14



61WENCL Pole mount kit.

## Voltage Pods

### 5536 Voltage Pod



#### 5536VPOD

- 4 differential Inputs
- Accepts four 5 - 600 Vrms (AC/DC), 1000 Vpk
- Phase A, B, C voltage, plus neutral to ground
- Neutral to ground voltage range: 0.5 - 20 Vrms (AC/DC)
- Accuracy  $\pm 0.1\%$  of reading  $\pm 0.05\%$  full scale

### 5539 Voltage Pod



#### 5539VPOD

- 4 differential Inputs
- Accepts four 5 - 1000 Vrms (AC/DC), 1414 Vpk
- Phase A, B, C voltage, plus neutral to ground
- Neutral to ground voltage range: 0.5 - 20 Vrms (AC/DC)
- Accuracy  $\pm 0.1\%$  of reading  $\pm 0.05\%$  full scale

## Current Pods

### 5533 Current Pod



#### 5533APOD

- 4 differential Inputs
- Accepts four 0.01-5 Arms, 100 Apk
- Allows pass thru wire up to #10 AWG
- The current tube diameter is 0.215" (5.461mm)
- Accuracy  $\pm 0.1\%$  of reading  $\pm 0.05\%$  full scale
- 20X over current, High fault current application

### 5534 Current Pod



#### 5534APOD

- 4 differential Inputs
- Accepts four 0.01-1 Arms, 5A pk
- Allows connection up to #12 AWG wire
- Accuracy  $\pm 0.1\%$  of reading  $\pm 0.05\%$  full scale

### 5537 Current Pod



#### 5537APOD

- 4 differential Inputs
- Accepts four 0.01-5 Arms, 25A pk
- Allows connection up to #12 AWG wire
- Accuracy  $\pm 0.1\%$  of reading  $\pm 0.05\%$  full scale

### 5538 Current Pod



#### 5538APOD

- Same as 5537APOD with one 'TR' connector for Ch. D
- 4 differential Inputs
- Accepts four 0.01-5 Arms, 25A pk
- Allows connection up to #12 AWG wire
- Accuracy  $\pm 0.1\%$  of reading  $\pm 0.05\%$  full scale
- Typically for DC Current measurement on a UPS



# HDPQ-DN Pod Accessory Cables

## TRTO55



TR Type Current cable adapter for  
Dranetz clamp & flex CT's

## BNCTO55



Current cable adapter with BNC connector

## PODEXTKIT



### Voltage & Current POD Extension Cable

Requires connector kit + wire (charged per foot) 50 ft  
max

**116836-G1** Connector kit. One per cable

**901084** Wire. Enter # of feet. (50 ft max)

# Communication and Time Synchronization Options

## GPS Antenna Cable Assembly



- 61GPSANT10** - GPS antenna 10' cable, only for use on mainframes with GPS receiver.
- 61GPSANT25** - GPS antenna 25' cable, only for use on mainframes with GPS receiver.
- 61GPSANT50** - GPS antenna 50' cable, only for use on mainframes with GPS receiver.
- 61GPSANT100** - GPS antenna 100' cable, only for use on mainframes with GPS receiver.

### 10BTSTD



10 Base T standard 6' cable

### 10BTNUL



10 Base T Null 6' cable

### HDPQ-DN-WIFI

**WiFi Antenna (Optional)** – Use for wireless connectivity via a factory-installed WiFi card (**Not user installable**)

### HDPQ-DN GPS

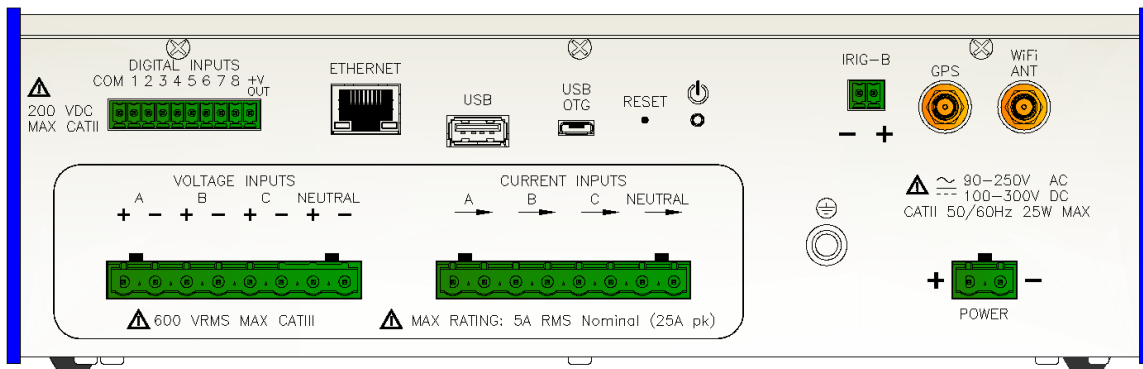
**GPS Port (Optional)** – Input for GPS antenna for time sync via a factory-installed GPS card (**Not user installable**)

### HDPQ-DN IRIG-B Option

**IRIG-B Input (Optional)** – Use as an external time sync signal via a factory-installed IRIG-B card (**Not user installable**)

### HDPQ-DN-MDIN Digital Inputs Option

**Digital Input (Optional)** – Use to monitor on/off-type digital signals, such as breaker or switch position indicators via a factory-installed Digital Input card (**Not user installable**)



## HDPQ-DN Probe Packages

AC Current 4 Phase Flex Probe Packages, Without Power Supply (For use with Dranetz HDPQ-DN).



### MFLEX6PKG-HD

#### 4 – DRANFLEX300MHB6 Single phase flex probe 3/30/300Amp

3A to 300Amp (3 ranges), 1.5V output, Dranetz Hypertronics connector, 2" dia. maximum conductor size, 1000V Max rated.



### FLEX3K24PKG-HD

#### 1- DRANFLEX3003XLB24 Three phase flex probe 30/300/3000Amp

3A to 3000Amp (3 ranges), 1.5V output, Dranetz Hypertronics connector, 8" dia. maximum conductor size, 1000V Max rated.

#### 1- DRANFLEX3000XLB24 Single phase flex probe 30/300/3000Amp

3A to 3000Amp (3 ranges), 1.5V output, Dranetz Hypertronics connector, 8" dia. maximum conductor size, 1000V Max rated.



### FLEX3K36PKG-HD

#### 1- DRANFLEX3003XLB36 Three phase flex probe 30/300/3000Amp

3A to 3000Amp (3 ranges), 1.5V output, Dranetz Hypertronics connector, 11" dia. maximum conductor size, 1000V Max rated.

#### 1- DRANFLEX3000XLB36 Single phase flex probe 30/300/3000Amp

3A to 3000Amp (3 ranges), 1.5V output, Dranetz Hypertronics connector, 11" dia. maximum conductor size, 1000V Max rated.



### FLEX3K48PKG-HD

#### 1- DRANFLEX3003XLB48 Three phase flex probe 30/300/3000Amp

3A to 3000Amp (3 ranges), 1.5V output, Dranetz Hypertronics connector, 17" dia. maximum conductor size, 1000V Max rated.

#### 1- DRANFLEX3000XLB48 Single phase flex probe 30/300/3000Amp

3A to 3000Amp (3 ranges), 1.5V output, Dranetz Hypertronics connector, 17" dia. maximum conductor size, 1000V Max rated.



### FLEX6K24PKG-HD

#### 1- DRANFLEX6003XLB24 Three phase flex probe 60/600/6000Amp

6A to 6000Amp (3 ranges), 1.5V output, Dranetz Hypertronics connector, 8" dia. maximum conductor size, 1000V Max rated.

#### 1- DRANFLEX6000XLB24 Single phase flex probe 60/600/6000Amp

6A to 6000Amp (3 ranges), 1.5V output, Dranetz Hypertronics connector, 8" dia. maximum conductor size, 1000V Max rated.



### FLEX6K36PKG-HD

#### 1- DRANFLEX6003XLB36 Three phase flex probe 60/600/6000Amp

6A to 6000Amp (3 ranges), 1.5V output, Dranetz Hypertronics connector, 11" dia. maximum conductor size, 1000V Max rated.

#### 1- DRANFLEX6000XLB36 Single phase flex probe 60/600/6000Amp

6A to 6000Amp (3 ranges), 1.5V output, Dranetz Hypertronics connector, 11" dia. maximum conductor size, 1000V Max rated.



### FLEX6K48PKG-HD

#### 1- DRANFLEX6003XLB48 Three phase flex probe 60/600/6000Amp

6A to 6000Amp (3 ranges), 1.5V output, Dranetz Hypertronics connector, 17" dia. maximum conductor size, 1000V Max rated.

#### 1- DRANFLEX6000XLB48 Single phase flex probe 60/600/6000Amp

6A to 6000Amp (3 ranges), 1.5V output, Dranetz Hypertronics connector, 17" dia. maximum conductor size, 1000V Max rated.



# HDPQ-DN Battery and Optional Power Cords

## BP-HDPQ-DN (Standard Accessory)



Battery for HDPQ-DN.

## HDPQ-DN-PWR-US



HDPQ-DN US Power Cord. (Optional Accessory)

## HDPQ-DN-PWR-EU



HDPQ-DN Euro Power Cord. (Optional Accessory)

## HDPQ-DN-PWR-UK



HDPQ-DN UK Power Cord. (Optional Accessory)

## HDPQ-DN-PWR-AU



HDPQ-DN AU Power Cord. (Optional Accessory)





# HDPQ-DN Measurement Accessories

## VCS-HDPQ Voltage Cable Set (Standard Accessory)



Voltage cable set with 4mm connectors.  
 Compatible with portable and permanent systems with 4mm voltage connectors.

**Includes:**

- 8 - Six ft. (183cm) measurement cables:  
 4 Black (901963), 4 White (900370)
- 4 - White alligator clips (901962)
- 4 - Black alligator clips (901794)
- 4 - Black 25 cm stackable jumpers (114013-G1)
- Current and Voltage Wire Marking Kit (WMI-KIT, WMV-KIT)

## CVCS-HDPQ Color Voltage Cable Set



Color Voltage cable set with 4mm connectors.  
 Compatible with portable and permanent systems with 4mm voltage connectors.

**Includes:**

- 11 - Six ft. (183cm) measurement cables:  
 4 White (900370), 1 RED (902159-LF), 1 YELLOW (902160-LF), 1 GRAY (902161-LF),  
 1 BROWN (902162-LF), 1 BLUE (902163-LF), 1 ORANGE (902244-LF) and  
 1 GREEN (902245-LF).
- 4 - White alligator clips (901962)
- 4 - Black alligator clips (901794)
- 1 - Green alligator clip (902246-LF)
- 4 - Black 25 cm stackable jumpers (114013-G1)
- 1 - Color Ring Label Set (4 white, 4 red, 4 yellow, 4 gray, 4 brown, 4 blue, 4 orange and 4 green)

### WMI-KIT



Wire Marker kit for Current Probes, Snap-on, .218 DIA.

### WMV-KIT



Wire Marker kit for Voltage Cables, Snap-on, .138 DIA.

### WMFV-KIT



Wire Marker kit for Fuse Voltage Kit, Snap-on, .138 DIA.

### CL-KIT-HDPQ



HDPQ colored V/I channel label Kit.

### White Alligator Clip 901962

(Standard Accessory)



### Black Alligator Clip 901794

(Standard Accessory)



### Green Alligator Clip 902246-LF

(Supplied with CVCS-HDPQ)



### 114013-G1 (Standard Accessory)



- 1 - Black 25 cm stackable jumpers

## FVA-1K1 Single Fuse Voltage Adapter



In-line fuse adapter for one voltage channel, 4mm connector, 1000V MAX.  
 Compatible with portable and permanent systems with 4mm voltage connectors.

## FVA-1K4




Set of 4 in-line fuse adapters, 4mm connector, 1000V MAX.  
 Compatible with portable and permanent systems with 4mm voltage connectors.




## Dranetz Library

### Power Quality Analysis




**HB114416** Written in partnership with the NJATC, 228 pages.

### The Dranetz Field Handbook for Power Quality Analysis



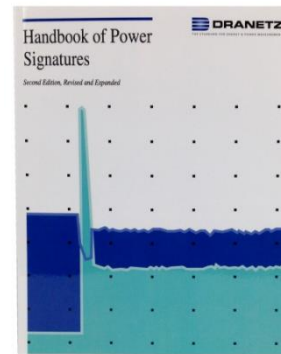
**HB114414-S** Learn the methodology for a successful power monitoring survey, as well as how to establish and maintain a power quality program, 283 pages.

### The Dranetz field handbook for electrical energy management



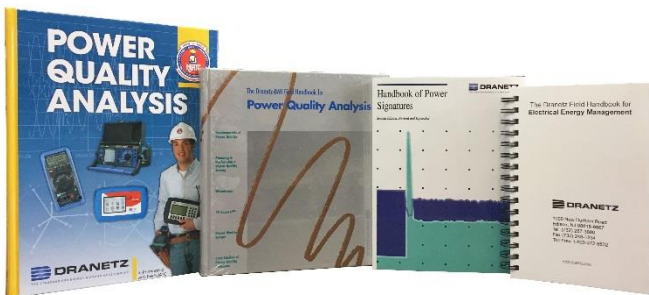
**HB114415** This handbook explores proven energy management techniques useful in a variety of applications.

### Handbook of Power Signatures



**A-010S** Learn to interpret and solve AC power problems, 290 pages.

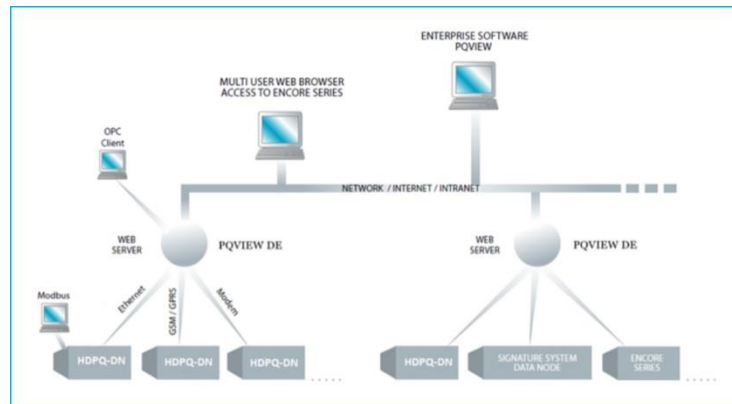
### Handbook Set



All 4 of the above handbooks.

# Permanent Equipment Software

## PQView DE® Software



### PQView DE®

PQView DE® is a web-based, advanced, intelligent software that is both a system controller and a user interface for your entire monitoring system. PQView DE® can be used in any application, from small systems with a few instruments to very large multi-point, facility-wide or utility monitoring. PQView DE® automatically communicates with each instrument in your system via all supported communications methods to download and store data. PQView DE® is also a password-protected web server that acts as the gateway to your Dranetz monitoring system. All user interactions with the system such as trending, reports, real-time and setups are done using a web browser with connectivity to the system. PQView DE® has a modern responsive web interface which is fully compatible with most computers, laptops, tablets and smartphones. The multi-user interface allows co-workers, engineers or consultants simultaneous access to analyze and share data and reports within a familiar web environment.

#### Web Enabled Interface

PQView DE® has an easy to use, password-protected web browser interface. *All interactions with the system can be completed using any web browser, such as Microsoft Edge or Mozilla Firefox.* Not only is it easy to use, the web browser environment allows for multi-user access to your monitoring system from any computing device for any authorized user with access to the communications network. Trends, data lists, real-time views and reports are just a few mouse clicks away. Information can be easily shared and exported to Word, Excel, PQView and other software packages.

#### Performance Evaluations

By combining multiple modules or instruments, Dranetz intelligently monitors and evaluates diverse equipment and power system performance parameters to evaluate the performance and health of your power system for applications such as: UPS — Encore monitors both input and output to continually evaluate the health of a UPS to ensure it operates correctly and to manufacturer specifications.

System Reliability — Gain a clear indication of power system reliability by simultaneously evaluating power quality of multiple circuits on an ongoing basis.

Predictive Maintenance — Continuous, proactive monitoring allows for benchmarking, which provides a statistical evaluation, enabling you to reduce operating and maintenance costs, including determining when maintenance is really needed, rather than just on a routine schedule basis.

#### Intelligence

The combined knowledge of Dranetz and its sister company, Electrotek Concepts, gives our monitoring systems the intelligence to perform advanced characterization of events. You receive a clear and simple explanation of an event with in-depth analysis. Unique AnswerModules® perform advanced analysis and provide answers to more difficult power quality events through an intuitive user interface. Answer Modules interpret data, making every user an expert. Answer Modules are available for every industry and include: Sag Directivity, PF Correction Capacitor detection/directivity.

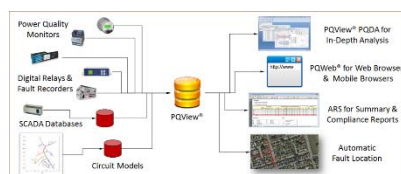



## Fixed Systems

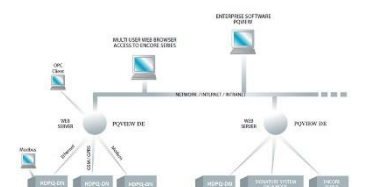


## Dranetz Measurement Accessories

# DRAN-VIEW 7®



**PQView DE®**



**MADE IN AMERICA**